

Vf

**COMMUNICATIONS, ELECTRICAL, ELECTRONIC, ENERGY, INFORMATION,  
POSTAL, PLUMBING & ALLIED SERVICES UNION OF AUSTRALIA**

**COMMUNICATIONS DIVISION**

**NEW SOUTH WALES  
TELECOMMUNICATIONS AND SERVICES BRANCH**

**ABN 69 143 175 060**

**FINANCIAL REPORT  
of the  
FORMER NEW SOUTH WALES BRANCH**

**FOR THE PERIOD 1 APRIL 2022 TO 24 OCT 2022**

## **OPERATING REPORT**

Branch Committee of Management report in accordance with Section 254 of the Fair Work (Registered Organisations) Act 2009 for the period 1 April 2022 to 24 Oct 2022 (hereinafter reported as the **period**).

### **Principal Activities**

The principal activity of the Communications, Electrical, Electronic, Energy, Information, Postal, Plumbing & Allied Services Union of Australia, Communications Division, New South Wales Telecommunications and Services Branch was that of a registered Trade Union.

The principal activities of the Union during the period fell into the following categories:

- Promoting the interests of Telecommunications and Postal workers,
- Implementing the decisions of the Divisional Branch Committee of Management, Divisional Executive, Divisional Conference and National Council,
- Implementing the union's organising & industrial agenda, including direct assistance and strategic advice to members, assistance to members on planning and resourcing campaigns, bargaining, training and development of shop stewards and officials,
- Support and representation of individual member grievances, advice on legal and legislative matters,
- Lobbying and negotiations with different levels of Government and key industry organisations around issues of importance to Telecommunication's workers, and
- Management of the Unions financial and membership systems.

There have been no significant changes to the way the Union has carried out these activities during the period.

### **Operating Result**

The operating loss of the Branch for the financial period was \$20,384 (2022: Loss \$10,080).

### **Significant Changes**

The Branch has now amalgamated with the Victorian Telecommunications and Services Branch. This report is the last report covering the period 1 April 2022 to 24 Oct 2022.

### **Superannuation - Office Holders**

No Office Holder was a trustee of a Superannuation Scheme or a Director of a Company that is a trustee of a superannuation entity during the period 1 April 2022 to 24 Oct 2022.

### **Rights of Members**

Subject to the Rule 11 of the Union's rules and Section 174 (1) of the Fair Work (Registered Organisations) Act 2009, members of the Union have the right to resign from membership by providing written notice addressed to and delivered to the Secretary of the Union. In accordance with Section 174 (1) of the Fair Work (Registered Organisations) Act 2009 a member of an organisation may resign from membership by written notice addressed and delivered to a person designated for the purpose in the rules of the organisation or a branch of the organisation. There was no change to this rule during the period 1 April 2022 to 24 Oct 2022.


## **OPERATING REPORT (Cont'd)**

### **Membership Numbers**

- (1) Under Section 230 of the Fair Work (Registered Organisations) Act 2009 the number of persons recorded in the register of members and who under Section 244 of the Fair Work (Registered Organisations) Act 2009 are taken to be members of the Branch of the Union as at 24 October was 503. There were 366 financial members.
- (2) The number of persons, both full-time and part time employees measured on a full-time basis, employed by the Branch of the Union as at 24 October 2022 was 1.2.
- (3) The names of persons who have at any time during the period 1 April 2022 to 24 Oct 2022 been members of the CEPU T&S NSW Branch Committee of Management are detailed below.

Position	Name	Period
Branch President	Glenn Falls	1 April 2022 to 24 October 2022
Branch Vice President (Technical)	Lee Walkington	1 April 2022 to 24 October 2022
Branch Vice President (Technical)	Vacant	1 April 2022 to 24 October 2022
Branch Vice President (Operator)	Joanne King	1 April 2022 to 24 October 2022
Branch Secretary	Daniel Dwyer	1 April 2022 to 24 October 2022
Branch Assistant Secretary	Peter Wasilewski	1 April 2022 to 24 October 2022
Operator Division	Vacant	1 April 2022 to 24 October 2022
Technical Division	Randall Bye	1 April 2022 to 24 October 2022
Technical Division	Damian Landmark	1 April 2022 to 24 October 2022
Technical Division	David Seychell	1 April 2022 to 24 October 2022
Technical Division	Pierre Dubois	1 April 2022 to 24 October 2022
Technical Division	Paul Sherley	1 April 2022 to 24 October 2022
Technical Division	Andrej Planinsic	1 April 2022 to 24 October 2022

**For and on behalf of the Committee of Management:**



**Dan Dwyer**  
**T&S BRANCH ASSISTANT SECRETARY**

22 March 2023


## **BRANCH COMMITTEE OF MANAGEMENT'S STATEMENT**

On 22 March 2023 the Committee of Management of the Communications, Electrical, Electronic, Energy, Information, Postal, Plumbing & Allied Services Union of Australia, Communications Division, Telecommunications and Services Branch passed the following resolution in relation to the general purpose financial report (GPFR) of the former NSW Branch for the period 1 April 2022 to 24 Oct 2022.

The Branch Committee of Management declares that in its opinion:

- a) the financial statements and notes comply with the Australian Accounting Standards;
- b) the financial statements and notes comply with any other requirements imposed by the Reporting Guidelines or Part 3 of Chapter 8 of the *Fair Work (Registered Organisations) Act 2009* (the **RO Act**);
- c) the financial statements and notes give a true and fair view of the financial performance, financial position and cash flows of the reporting unit for the financial period to which they relate;
- d) there are reasonable grounds to believe that the reporting unit will be able to pay its debts as and when they become due and payable; and
- e) during the financial period to which the GPFR relates and since the end of that period:
  - i. meetings of the committee of management were held in accordance with the rules of the organisation including the rules of a branch concerned; and
  - ii. the financial affairs of the reporting unit have been managed in accordance with the rules of the organisation including the rules of a branch concerned; and
  - iii. the financial records of the reporting unit have been kept and maintained in accordance with the RO Act; and
  - iv. where the organisation consists of two or more reporting units, the financial records of the reporting unit have been kept, as far as practicable, in a consistent manner with each of the other reporting units of the organisation; and
  - v. where information has been sought in any request by a member of the reporting unit or Commissioner duly made under section 272 of the RO Act has been provided to the member or Commissioner; and
  - vi. where any order for inspection of financial records has been made by the Fair Work Commission under section 273 of the RO Act, there has been compliance.

This declaration is made in accordance with a resolution of the Committee of Management.



**Dan Dwyer**  
**T&S BRANCH ASSISTANT SECRETARY**

22 March 2023

**COMMUNICATIONS, ELECTRICAL, ELECTRONIC, ENERGY, INFORMATION, POSTAL,  
PLUMBING & ALLIED SERVICES UNION OF AUSTRALIA**

COMMUNICATIONS DIVISION NEW SOUTH WALES TELECOMMUNICATIONS AND SERVICES BRANCH

Page 5

**STATEMENT OF COMPREHENSIVE INCOME FOR THE PERIOD ENDED 24 OCT 2022**

	Note	PERIOD \$	2022 \$
<b>REVENUE FROM CONTRACTS WITH CUSTOMERS</b>			
Membership Subscriptions		128,099	232,625
Capitation Fees/Revenue from another reporting unit	3A	-	-
Levies	3B	-	-
Grants and Donations	3C	-	-
Revenue from recovery of wages activity	3D	-	-
Income recognised from volunteer services	3G	-	-
Interest	3E	788	1,360
Other Income/ Cash Flow Boost	3F		
<b>TOTAL REVENUE FROM CONTRACTS WITH CUSTOMERS</b>		<b>128,887</b>	<b>233,985</b>
<b>EXPENDITURE</b>			
Employee Expenses	4A	79,702	150,588
Affiliation Fees	4C	1,940	2,228
Bank Charges		1,571	2,496
Collection Commissions		100	196
Computer Expenses		1,496	1,979
Divisional Conference - Capitation fees and other expenses	4B	22,157	43,541
Donations and Grants	4E	0	0
Depreciation and amortisation	4F	444	304
Equipment Rental and Maintenance		0	0
Insurance		1,413	1,313
Legal Costs	4G	0	0
Meeting, Seminar and Lecture Expenses		0	0
Motor Vehicle Running Expenses		4,618	994
National Council - Capitation fees and other expenses	4B	0	1,772
Office Amenities		0	1,277
Office Rent		1,200	4,800
Organising Expenses - Fares and Car Hire		6,099	1,969
Postage and Freight		678	818
Printing and Stationery		1,001	1,219
Professional Services	4I	25,316	26,297
Sundry Expenses		0	0
Telephone		1,537	2,274
Net Loss from Sale of Assets		0	0
<b>TOTAL EXPENDITURE</b>		<b>149,272</b>	<b>244,065</b>
<b>TOTAL COMPREHENSIVE SURPLUS (LOSS) FOR THE PERIOD</b>		<b>(20,385)</b>	<b>(10,080)</b>

**STATEMENT OF FINANCIAL POSITION AS AT 24 OCT 2022**

	Note	PERIOD \$	2022 \$
<b>ASSETS</b>			
<b>Current Assets</b>			
Cash and Cash Equivalents	5A	12,222	35,363
Trade and Other Receivables	5B	34,780	18,949
Financial Assets	5C	249,350	248,563
<b>Total Current Assets</b>		<b>296,352</b>	<b>302,875</b>
<b>Non-Current Assets</b>			
Receivables		0	0
Furniture & Equipment	6A	172	616
<b>Total Non-Current Assets</b>		<b>172</b>	<b>616</b>
<b>TOTAL ASSETS</b>		<b>296,524</b>	<b>303,491</b>
<b>LIABILITIES</b>			
<b>Current Liabilities</b>			
Trade Payables	7A	34,422	24,338
Other Payables	7B	2,330	5,408
Employee Provisions	8A	38,098	40,671
Deferred Revenue	7C	15,025	6,040
<b>Total Current Liabilities</b>		<b>89,875</b>	<b>76,457</b>
<b>Non-Current Liabilities</b>			
Provision for Long Service Leave		-	-
<b>Total Non-Current Liabilities</b>		-	-
<b>TOTAL LIABILITIES</b>		<b>89,875</b>	<b>76,457</b>
<b>NET ASSETS</b>		<b>206,649</b>	<b>227,034</b>
<b>ACCUMULATED FUNDS</b>			
General Account	10A	206,649	227,034
<b>Total Accumulated Funds</b>		<b>206,649</b>	<b>227,034</b>
<b>EQUITY</b>			
General funds	10A	227,034	237,114
Reserves	10A	-	-
Retained earnings (accumulated deficit)		(20,385)	(10,080)
<b>Total equity</b>		<b>206,649</b>	<b>227,034</b>

The above statement should be read in conjunction with the notes.

**STATEMENT OF CHANGES IN EQUITY FOR THE PERIOD ENDED 24 OCT 2022**

	Notes	General funds /reserves \$	Retained earnings \$	Total equity \$
<b>Balance as at 1<sup>st</sup> April 2021</b>		<b>237,114</b>	-	<b>237,114</b>
Adjustment for errors		-	-	-
Surplus / (deficit)		(10,080)	-	(10,080)
Other comprehensive income		-	-	-
Transfer to/from [ <i>insert fund name</i> ]		-	-	-
Transfer from retained earnings		-	-	-
<b>Closing balance as at 31 March 2022</b>		<b>227,034</b>	-	<b>227,034</b>
Adjustment for errors		-	-	-
Surplus / (deficit)		(20,385)	-	(20,385)
Other comprehensive income		-	-	-
Transfer to/from [ <i>insert fund name</i> ]		-	-	-
Transfer from retained earnings		-	-	-
<b>Closing balance as at 24 October 2022</b>	10A	<b>206,649</b>	-	<b>206,649</b>

The above statement should be read in conjunction with the notes.

**STATEMENT OF CASH FLOWS FOR THE PERIOD ENDED 24 OCT 2022**

	Notes	PERIOD \$	2022 \$
<b>OPERATING ACTIVITIES</b>			
<b>Cash received</b>			
Receipts from customers		112,268	234,255
Donations and Grants			
Receipts from other reporting unit/controlled entity(s)*	11B	-	-
Interest		788	1,360
Other		-	-
<b>Cash used</b>			
Employees		82,276	137,352
Suppliers		30,977	47,612
Short term lease payments [if applicable]	6E	-	-
Lease payments for leases of low-value assets [if applicable]	6E	-	-
Variable lease payments not included in the measurement of the lease liabilities [if applicable]	6E	-	-
Interest payments and other finance costs	6E	-	-
Payment to other reporting units/controlled entity(s)*	11B	22,157	45,313
<b>Net cash from (used by) operating activities</b>		<b>135,411</b>	<b>230,277</b>
<b>INVESTING ACTIVITIES</b>			
<b>Cash received</b>			
Proceeds from sale of plant and equipment		-	-
Proceeds from sale of land and buildings		-	-
Other		-	-
<b>Cash used</b>			
Purchase of plant and equipment		-	-
Purchase of land and buildings		-	-
Other		-	-
<b>Net cash from (used by) investing activities</b>		-	-
<b>FINANCING ACTIVITIES</b>			
<b>Cash received</b>			
Contributed equity		-	-
Other		-	-
<b>Cash used</b>			
Repayment of borrowings		-	-
Repayment of lease liabilities	6E	-	-
Other		-	-
<b>Net cash from (used by) financing activities</b>		-	-
<b>Net increase (decrease) in cash held</b>	11A	<b>22,354</b>	<b>5,338</b>
Cash & cash equivalents at the beginning of reporting period		<b>283,926</b>	<b>278,588</b>
<b>Cash &amp; cash equivalents at the end of the reporting period</b>	5A	<b>261,572</b>	<b>283,926</b>

The above statement should be read in conjunction with the notes.



**NOTES TO AND FORMING PART OF THE FINANCIAL REPORT  
FOR THE PERIOD ENDED 24 OCT 2022**

Note 1	Summary of significant accounting policies
Note 2	Events after the reporting period
Note 3	Revenue and income
Note 4	Expenses
Note 5	Current assets
Note 6	Non-current assets
Note 7	Current liabilities
Note 8	Provisions
Note 9	Non-current liabilities
Note 10	Equity
Note 11	Cash flow
Note 12	Contingent liabilities, assets and commitments
Note 13	Related party disclosures
Note 14	Remuneration of auditors
Note 15	Financial instruments
Note 16	Fair value measurements
Note 17	Administration of financial affairs by a third party
Note 18	Section 272 <i>Fair Work (Registered Organisations) Act 2009</i>

## **NOTE 1      SUMMARY OF SIGNIFICANT ACCOUNTING POLICIES**

### **Basis of preparation of the financial statements**

The financial report is for the New South Wales Branch of the Communications, Electrical, Electronic, Energy, Information, Postal, Plumbing & Allied Services Union of Australia as an individual entity. The Communications, Electrical, Electronic, Energy, Information Postal Plumbing & Allied Services Union of Australia is an organisation registered under the Fair Work (Registered Organisations) Act 2009. The New South Wales Telecommunications and Services Branch is a Branch of the registered organisation. In accordance with the Act the Union is a body corporate and has perpetual succession. By virtue of this method of incorporation, the Union and the Branch are not subject to the Corporations Act 2001. The Branch is a not-for-profit entity for the purpose of preparing financial statements under Australian Accounting Standards.

The financial report is a general-purpose financial report which has been prepared in accordance with Australian Accounting Standards, other authoritative pronouncements of the Australian Accounting Standards Board and the Fair Work (Registered Organisations) Act 2009.

The reporting guidelines made under Section 255 of the Fair Work (Registered Organisations) Act 2009 (the RO Act) require all reporting units to apply the Tier 1 reporting requirements as per Australian Accounting Standard AASB 1053 Application for Tiers of Australian Accounting Standards.

Due to the intention of amalgamation, the Committee of Management have determined that the going concern basis (as applied previously) is no longer appropriate.

Accordingly, the financial statements are not prepared on a going concern basis. The Committee of Management have applied the requirements of paragraphs 25 of AASB 101 Presentation of Financial Statements which states that "when the financial report is not prepared on a going concern basis, that fact shall be disclosed, together with the basis on which the financial report is prepared and the reason why the entity is not regarded as a going concern".

These financial statements have been prepared on a liquidation basis as the Fair Work Commission approved the amalgamation of the Communications, Electrical, Electronic, Energy, Information, Postal, Plumbing and Allied Services Union of Australia, Communications Division, Telecommunications and Services Branch (Victoria) and the Communications, Electrical, Electronic, Energy, Information, Postal, Plumbing & Allied Services Union of Australia, Communications Division, Telecommunications and Services Branch (NSW). Impact of adopting the liquidation basis of preparation on measurement, classification of assets and liabilities, and disclosures.

Under the liquidation basis of preparation, assets and liabilities are measured at their liquidation value. The liquidation value of assets is their net realisable value. Net realisable value is based on the proceeds receivable less restructure and liquidation costs as detailed in the accounting policies noted below. Any gains or losses resulting from measuring assets and liabilities to the liquidation value are recognised in the income statement.

Under the liquidation basis of accounting, all assets and liabilities are classified as current. In adopting the liquidation basis, the Committee of Management have continued to apply the disclosure requirements of Australian Accounting Standards, to the extent they are relevant to the liquidation basis, and have modified them where this is considered appropriate.

The following is a summary of the significant accounting policies adopted by the branch in the preparation of the financial statements. The accounting policies have been consistently applied, unless otherwise stated.

**NOTE 1          SUMMARY OF SIGNIFICANT ACCOUNTING POLICIES (Cont'd)**

**a) Comparative amounts**

The current period is for the period from 1 April 2022 to 24 October 2022.

The comparative period is for the 12 months ended 31 March 2022.

When required by Accounting Standards, comparative figures have been adjusted to conform to changes in presentation for the current financial period.

Comparative information has not been restated and is measured and presented on a going concern basis.

**b) Significant accounting judgements and estimates**

The following accounting assumptions or estimates have been identified that have a significant risk of causing a material adjustment to the carrying amounts of assets and liabilities within the next reporting period.

The Committee of Management assesses impairment at each reporting date by evaluating conditions specific to the entity that may lead to impairment of assets. Where an impairment trigger exists, the recoverable amount of the asset is determined.

**c) New Australian Accounting Standards**

**Adoption of New Australian Accounting Standard Requirements**

The accounting policies adopted are consistent with those of the previous financial period. There are no new standards and amendments, which have been adopted for the first time this financial period.

**Future Australian Accounting Standards Requirements**

There were no new standards, amendments to standards or interpretations that were issued prior to the sign-off date and are applicable to the future reporting period that are expected to have a future financial impact on the reporting unit.

**d) Revenue**

The Branch enters into various arrangements where it receives consideration from another party. These arrangements include consideration in the form of membership subscriptions, capitation fees, levies, grants, and donations.

The timing of recognition of these amounts as either revenue or income depends on the rights and obligations in those arrangements.

**Revenue from contracts with customers**

Where the Branch has a contract with a customer, the reporting unit recognises revenue when or as it transfers control of goods or services to the customer. The reporting unit accounts for an arrangement as a contract with a customer if the following criteria are met:

- the arrangement is enforceable; and
- the arrangement contains promises (that are also known as performance obligations) to transfer goods or services to the customer (or to other parties on behalf of the customer) that are sufficiently specific so that it can be determined when the performance obligation has been satisfied.

**Membership subscriptions**

For membership subscription arrangements that meet the criteria to be contracts with customers, revenue is recognised when the promised goods or services transfer to the customer as a member of the Branch.

**NOTE 1            SUMMARY OF SIGNIFICANT ACCOUNTING POLICIES (Cont'd)**

If there is only one distinct membership service promised in the arrangement, the Branch recognises revenue as the membership service is provided, which is typically based on the passage of time over the subscription period to reflect the Branch's promise to stand ready to provide assistance and support to the member as required.

If there is more than one distinct good or service promised in the membership subscription, the Branch allocates the transaction price to each performance obligation based on the relative standalone selling price of each promised good or service. In performing this allocation, standalone selling prices are estimated if there is no observable evidence of the price that the reporting unit charges for that good or service in a standalone sale. When a performance obligation is satisfied, which is either when the customer obtains control of the good (for example, books or clothing) or as the service transfers to the customer (for example, member services or training course), the Branch recognises revenue at the amount of the transaction price that was allocated to that performance obligation.

For member subscriptions paid annually in advance, the Branch has elected to apply the practical expedient to not adjust the transaction price for the effects of a significant financing component because the period from when the customer pays and the good or services will transfer to the customer will be one year or less.

When a member subsequently purchases additional goods or services from the reporting unit at their standalone selling price, the reporting unit accounts for those sales as a separate contract with a customer.

**Capitation fees**

Where the Branch's arrangement with a branch or another reporting unit meets the criteria to be a contract with a customer, the Branch recognises the capitation fees promised under that arrangement when or as it transfers capitation fees to another reporting unit.

In circumstances where the criteria for a contract with a customer are not met, the Branch will recognise capitation fees as income upon receipt (as specified in the income recognition policy below).

**Levies**

Levies paid by a member (or other party) in an arrangement that meets the criteria to be a contract with a customer is recognised as revenue when received by the Branch.

**Interest income**

Interest revenue is recognised on an accrual basis using the effective interest method.

**e) Income Tax**

No provision for Income Tax is necessary as the branch is exempt from Income Tax under Section 50.1 of the Income Tax Assessment Act 1997.

**f) Furniture and Equipment**

Furniture and equipment is carried at cost less, where applicable, any accumulated depreciation and any impairment in value.

*Depreciation*

The depreciable amount of all fixed assets is depreciated on a straight line basis over their useful lives to the Branch commencing from the time the asset is ready for use.

The depreciation rates used for each class of asset are:

Furniture, Equipment & Leasehold Equipment                      5% - 33%

The assets' residual values and useful lives are reviewed and adjusted, if appropriate, at each balance date. Gains and losses on disposals are calculated as the difference between the net disposal proceeds and the asset's carrying amount and are included in the Statement of Comprehensive Income in the year that the item is derecognised.

**NOTE 1 SUMMARY OF SIGNIFICANT ACCOUNTING POLICIES (Cont'd)**

**g) Impairment**

The carrying amounts of furniture and equipment are reviewed for impairment when events or changes in circumstances indicate that the carrying value may not be recoverable. An impairment loss is recognised in the Statement of Comprehensive Income for the amount by which the asset's carrying amount exceeds its recoverable amount. The recoverable amount is the higher of the asset's fair value and value in use. For the purpose of assessing value in use, this represents depreciated current replacement cost, as the Union is a not-for-profit organisation.

**h) Employee Benefits**

Provision is made for the Branch's liability for employee benefits arising from services rendered by employees to balance date. Employee benefits expected to be settled within one year have been measured at the amounts expected to be paid when the liability is settled plus related on costs.

Other employee benefits payable later than one year have been measured at the amounts expected to be paid when the liability is settled, plus related on-costs. In the case of Long Service Leave this results in an amount not materially different to that achieved by discounting future cash flows.

Contributions are made by the Branch to employee superannuation funds and are charged as expenses when incurred.

A liability is recognised for benefits accruing to employees in respect of wages and salaries, annual leave, long service leave and termination benefits when it is probable that settlement will be required, and they are capable of being measured reliably. Liabilities for short-term employee benefits (as defined in AASB 119 *Employee Benefits*) and termination benefits which are expected to be settled within twelve months of the end of reporting period are measured at their nominal amounts. The nominal amount is calculated with regard to the rates expected to be paid on settlement of the liability.

Other long-term employee benefits which are expected to be settled beyond twelve months are measured as the present value of the estimated future cash outflows to be made by the reporting unit in respect of services provided by employees up to reporting date. Payments to defined contribution retirement benefit plans are recognised as an expense when employees have rendered service entitling them to the contributions.

Provision is made for separation and redundancy benefit payments. The reporting unit recognises a provision for termination as part of a broader restructuring when it has developed a detailed formal plan for the terminations and has informed those employees affected that it will carry out the terminations. A provision for voluntary termination is recognised when the employee has accepted the offer of termination.

**i) Cash and cash equivalents**

*Cash* comprises cash on hand and demand deposits, together with other short-term, highly liquid investments that are readily convertible into known amounts of cash and which are subject to an insignificant risk of changes in value.

**j) Financial Assets**

The Branch classifies its financial assets into the following categories:

- a. financial assets at fair value through profit or loss
- b. amortised cost, and
- c. financial assets at fair value through other comprehensive income (previously available-for-sale financial assets).

The classification depends on the purpose for which the investments were acquired. Management determines the classification of its investments at initial recognition and re-evaluates this designation at every reporting date.

**NOTE 1 SUMMARY OF SIGNIFICANT ACCOUNTING POLICIES (Cont'd)**

Financial assets and liabilities are initially measured at fair value plus transaction costs unless they are carried at fair value through profit or loss in which case the transaction costs are recognised in the income statement. Purchases and sales of investments are recognised on trade-date, the date on which the Branch commits to purchase or sell the asset. Financial assets are derecognised when the rights to receive cash flows from the financial assets have expired or have been transferred and the Branch has transferred substantially all the risks and rewards of ownership.

The fair value of financial instruments traded in active markets is based on quoted market prices at the balance date. The quoted market price used is the current bid price.

*The categories of financial assets are:*

**Financial assets at fair value through profit or loss**

A financial asset is classified in this category if acquired principally for the purpose of selling in the short term or if so designated by management. Assets in this category are classified as current assets if they are either held for trading or are expected to be realised within 12 months of the Statement of Financial Position date. After initial recognition they are measured at their fair values. Gains or losses on re-measurement are recognised in the income statement.

**Financial assets at amortised cost**

Financial assets are measured at amortised cost if the assets meet the following conditions (and are not designated as FVPL or FVOCI): they are held within a business model whose objective is to hold the financial assets and collect its contractual cash flows, the contractual terms of the financial assets give rise to cash flows that are solely payments of principal and interest on the principal amount outstanding. After initial recognition, these are measured at amortised cost using the effective interest method. Discounting is omitted where the effect of discounting is immaterial. The entity's cash and cash equivalents, trade and most other receivables fall into this category of financial instruments as well as long-term deposit that were previously classified as held-to-maturity under AASB 139.

**Financial assets classified as fair value through other comprehensive income (FVOCI)**

Investments in equity instruments that are not held for trading are eligible for an irrevocable election at inception to be measured at FVOCI. Under FVOCI, subsequent movements in fair value are recognised in other comprehensive income and are never reclassified to profit or loss. Dividend from these investments continue to be recorded as other income within the profit or loss unless the dividend clearly represents return of capital. This category was previously classified as 'available-for-sale'.

The fair value of investments that are actively traded in organised financial markets is determined by reference to quote market bid prices at the close of business on the reporting date.

**Impairment of financial assets**

At each balance date the entity assesses whether there is any objective evidence that a financial asset or group of financial assets is impaired. Any impairment losses are recognised in the income statement. The entity considers a broader range of information when assessing credit risk and measuring expected credit losses, including past events, current conditions, reasonable and supportable forecasts that affect the expected collectability of the future cash flows of the instrument.

In applying this forward-looking approach, a distinction is made between: financial instruments that have not deteriorated significantly in credit quality since initial recognition or that have low credit risk ('Stage 1'), and financial instruments that have deteriorated significantly in credit quality since initial recognition and whose credit risk is not low ('Stage 2'). 'Stage 3' would cover financial assets that have objective evidence of impairment at the reporting date. '12-month expected credit losses' are recognised for the first category while 'lifetime expected credit losses' are recognised for the second category.

**NOTE 1 SUMMARY OF SIGNIFICANT ACCOUNTING POLICIES (Cont'd)**

Measurement of the expected credit losses is determined by a probability-weighted estimate of credit losses over the expected life of the financial instrument.

**k) Leasehold on premises**

Leases where the lessor retains substantially all the risks and rewards of ownership of the net asset are classified as operating leases. Payments made under operating leases (net of incentives received from the lessor) are charged to profit or loss on a straight-line basis over the period of the lease.

**l) Goods and Services Tax**

Revenues, expenses and assets are recognised net of the amount of GST, except where the amount of GST incurred is not recoverable from the Australian Tax Office. In these circumstances the GST is recognised as part of the cost of acquisition of the asset or as part of an item of the expense. Receivables and payables on the Statement of Financial Position are shown inclusive of GST.

**NOTE 1.2 ACCOUNTING ESTIMATES AND JUDGEMENTS**

Estimates and judgements are continually evaluated and are based on historical experience and other factors, including expectations of future events that are believed to be reasonable under the circumstances.

**a) Critical accounting estimates and assumptions**

The Branch makes estimates and assumptions concerning the future. The resulting accounting estimates by definition seldom equal the related actual results. There are no estimates and assumptions that have a significant risk of causing a material adjustment to the carrying amounts of assets and liabilities.

**b) Critical judgments in applying the Branch's accounting principles**

There are no critical judgements that have a significant risk of causing a material adjustment to the carrying amounts of assets and liabilities.

**NOTE 2 EVENTS AFTER THE REPORTING PERIOD**

There has not been any matter or circumstance occurring subsequent to the end of the financial period that has significantly affected, or may significantly affect, the operations of the reporting unit, the results of those operations, or the state of affairs of the Branch in subsequent financial periods

**NOTE 3 REVENUE AND INCOME**

**Disaggregation of revenue from contracts with customers**

A disaggregation of the Branch's revenue by type of arrangement is provided on the face of the Statement of Comprehensive Income. The table below also sets out a disaggregation of revenue by type of customer:

	PERIOD	2022
	\$	\$
<b>REVENUE FROM CONTRACTS WITH CUSTOMERS</b>		
<i>Type of customer</i>		
Members	128,099	232,625
Other reporting units	-	-
Government	-	-
Other parties	-	-
<b>Total revenue from contracts with customers</b>	128,099	232,625

**COMMUNICATIONS, ELECTRICAL, ELECTRONIC, ENERGY, INFORMATION, POSTAL,  
PLUMBING & ALLIED SERVICES UNION OF AUSTRALIA**

	PERIOD	2022
	\$	\$

**Disaggregation of income for furthering activities**

A disaggregation of the Branch's income by type of arrangement is provided on the face of the Statement of Comprehensive Income. The table below also sets out a disaggregation of income by funding source:

**INCOME FOR FURTHERING ACTIVITIES**

***Income funding sources***

Members	-	-
Other reporting units	-	-
Government	-	-
Other parties	-	-
<b>Total income for furthering activities</b>	-	-

**NOTE 3A: CAPITATION FEES AND OTHER REVENUE FROM ANOTHER REPORTING UNIT**

Capitation fees	-	-
Other revenue from another reporting unit	-	-
<b>Total capitation fees and revenue from other reporting unit</b>	-	-

**NOTE 3B: LEVIES**

Levies	-	-
<b>Total levies</b>	-	-

**NOTE 3C: GRANTS OR DONATIONS**

Grants	-	-
Donations	-	-
<b>Total grants or donations</b>	-	-

**NOTE 3D REVENUE FROM RECOVERY OF WAGES ACTIVITY**

Amounts recovered from employers in respect of wages	-	-
Interest received on recovered money	-	-
<b>Total revenue from recovery of wages activity</b>	-	-

**NOTE 3E: INVESTMENT INCOME**

Interest		
Deposits	788	1,360
Loans	-	-
Debt instruments at fair value through OCI	-	-
Dividends	-	-
<b>Total investment income</b>	788	1,360



**COMMUNICATIONS, ELECTRICAL, ELECTRONIC, ENERGY, INFORMATION, POSTAL,  
PLUMBING & ALLIED SERVICES UNION OF AUSTRALIA**

COMMUNICATIONS DIVISION NEW SOUTH WALES TELECOMMUNICATIONS AND SERVICES BRANCH

Page 17

	PERIOD	2022
	\$	\$
<b>NOTE 3F: OTHER INCOME</b>		
Sundry Income	-	-
Cash Flow Boost ATO	-	-
<b>Total grants or donations</b>	-	-

<b>NOTE 3G: Income recognised from volunteer services</b>		
Amounts recognised from volunteer services	-	-
<b>Total income recognised from volunteer services</b>	-	-

**NOTE 4 EXPENSES**

**NOTE 4A: EMPLOYEE EXPENSES**

**Holders of office:**

Wages and salaries	65,374	109,518
Superannuation	7,845	13,142
Leave and other entitlements	(2,574)	13,236
Separation and redundancies	0	0
Fringe Benefit expenses	0	0
Other employee expenses (Payroll Tax)	3,148	5,208
<b>Employee expenses holders of office</b>	<b>73,793</b>	<b>141,104</b>

**Employees other than office holders:**

Wages and salaries	5,136	8,196
Superannuation	526	862
Leave and other entitlements	0	0
Separation and redundancies	0	0
Fringe Benefit Expenses	0	0
Other employee expenses (Payroll Tax)	210	426
<b>Employee expenses employees other than office holders</b>	<b>5,909</b>	<b>9,484</b>
<b>Total employee expenses</b>	<b>79,702</b>	<b>150,588</b>

**NOTE 4B: CAPITATION FEES AND OTHER EXPENSE TO ANOTHER REPORTING UNIT**

<b>Capitation fees</b>		
Divisional Conference	22,157	43,541
National Council	-	1,772
<b>Subtotal capitation fees</b>	<b>22,157</b>	<b>45,313</b>
<b>Other expense to another reporting unit</b>	-	-
<b>Total capitation fees &amp; other expense to another reporting unit</b>	<b>22,157</b>	<b>45,313</b>

**COMMUNICATIONS, ELECTRICAL, ELECTRONIC, ENERGY, INFORMATION, POSTAL,  
PLUMBING & ALLIED SERVICES UNION OF AUSTRALIA**

COMMUNICATIONS DIVISION NEW SOUTH WALES TELECOMMUNICATIONS AND SERVICES BRANCH

Page 18

	PERIOD	2022
	\$	\$
<b>NOTE 4C: AFFILIATION FEES</b>		
ALP	1,940	1,945
Union Shopper	-	283
<b>Total affiliation fees/subscriptions</b>	<b>1,940</b>	<b>2,228</b>

<b>NOTE 4D: ADMINISTRATION EXPENSES</b>		
Total paid to employers for payroll deductions of member fees	100	196
Compulsory levies	0	0
Fees/allowances - meeting and conferences	6,099	1,969
Conference and meeting expenses	0	0
Contractors/consultants	0	0
Property expenses	1,200	4,800
Office expenses	10,817	10,391
Information communications technology	1,496	1,979
Other	-	-
<b>Subtotal administration expenses</b>	<b>19,712</b>	<b>19,335</b>
Operating Lease rentals:		
Operating Lease payments	0	0
<b>Total administration expenses</b>	<b>0</b>	<b>0</b>

<b>NOTE 4E: GRANTS OR DONATIONS</b>		
<b>Grants:</b>		
Total expensed that were \$1,000 or less – Nil	-	-
Total expensed that exceeded \$1,000 – Nil	-	-
<b>Donations:</b>		
Total expensed that were \$1,000 or less – Nil	-	-
Total expensed that exceeded \$1,000 - Nil	-	-
<b>Total grants or donations</b>	<b>-</b>	<b>-</b>

<b>NOTE 4F: DEPRECIATION AND AMORTISATION</b>		
Depreciation		
Land & buildings	-	-
Property, plant and equipment	444	304
<b>Total depreciation</b>	<b>444</b>	<b>304</b>
Amortisation		
Intangibles	-	-
<b>Total amortisation</b>	<b>-</b>	<b>-</b>
<b>Total depreciation and amortisation</b>	<b>444</b>	<b>304</b>

**COMMUNICATIONS, ELECTRICAL, ELECTRONIC, ENERGY, INFORMATION, POSTAL,  
PLUMBING & ALLIED SERVICES UNION OF AUSTRALIA**

COMMUNICATIONS DIVISION NEW SOUTH WALES TELECOMMUNICATIONS AND SERVICES BRANCH

Page 19

	PERIOD	2022
	\$	\$
<b>NOTE 4G: LEGAL COSTS</b>		
<b>Litigation</b>		
Other legal costs	-	-
<b>Total legal costs</b>	-	-
 <b>NOTE 4H: OTHER EXPENSES</b>		
Penalties - via RO Act or the <i>Fair Work Act 2009</i>	-	-
<b>Total</b>	-	-
 <b>NOTE 4I: PROFESSIONAL SERVICES</b>		
Audit Fees	11,950	13,625
Accounting Fees	2,000	2,200
Bookkeeping Fees	11,366	10,472
<b>Total Professional Fees</b>	<b>25,316</b>	<b>26,297</b>
 <b>NOTE 4J: NET LOSSES FROM SALE OF ASSETS</b>		
Land and buildings	-	-
Plant and equipment	-	-
<b>Total net losses from asset sales</b>	-	-
 <b>NOTE 5 CURRENT ASSETS</b>		
<b>NOTE 5A: CASH AND CASH EQUIVALENTS</b>		
Cash at bank	12,001	35,143
Cash on hand	221	220
Short term deposits	0	0
Other	0	0
<b>Total cash and cash equivalents</b>	<b>12,222</b>	<b>35,363</b>
 <b>NOTE 5B: TRADE AND OTHER RECEIVABLES</b>		
<b>Receivables from other reporting units</b>		
Nil	-	-
<b>Total receivables from other reporting units</b>	-	-
<b>Less allowance for expected credit losses</b>		
Nil	-	-
<b>Total allowance for expected credit losses</b>	-	-
<b>Other receivables:</b>		
Debtors	34,780	18,949
Prepayments	-	-
GST Receivable	-	-
<b>Total other receivables</b>	34,780	18,949
<b>Total trade and other receivables (net)</b>	<b>34,780</b>	<b>18,949</b>

**COMMUNICATIONS, ELECTRICAL, ELECTRONIC, ENERGY, INFORMATION, POSTAL,  
PLUMBING & ALLIED SERVICES UNION OF AUSTRALIA**

COMMUNICATIONS DIVISION NEW SOUTH WALES TELECOMMUNICATIONS AND SERVICES BRANCH

Page 20

	PERIOD	2022
	\$	\$
<b>NOTE 5C: OTHER CURRENT ASSETS</b>		
Term Deposit ME Bank	249,350	248,563
<b>Total other current assets</b>	<b>249,350</b>	<b>248,563</b>

**NOTE 6 NON-CURRENT ASSETS**

**NOTE 6A NON-CURRENT ASSETS - PLANT AND EQUIPMENT**

**Plant and equipment:**

at cost	2,330	2,330
accumulated depreciation	(2,158)	(1,714)
<b>Total plant and equipment</b>	<b>172</b>	<b>616</b>

**NOTE 7 CURRENT LIABILITIES**

**NOTE 7A TRADE PAYABLES**

Trade creditors and accruals	30,117	19,988
<b>Subtotal trade creditors</b>	<b>30,117</b>	<b>19,988</b>

**Payables to other reporting unit**

CWU Divisional Conference	3,835	3,905
CEPU National Office	470	445
<b>Subtotal payables to other reporting unit</b>	<b>4,305</b>	<b>4,350</b>

<b>Total trade payables</b>	<b>34,422</b>	<b>24,338</b>
-----------------------------	---------------	---------------

**NOTE 7B OTHER PAYABLES**

Payroll Liabilities	2,330	5,408
Legal Costs		
Litigation	-	-
Other Legal Costs	-	-
Payable to employers for making Payroll deductions	-	-
GST Payables	-	-
Others	-	-
<b>Total Other Payables</b>	<b>2,330</b>	<b>5,408</b>

**Total Other Payables are expected to be settled in:**

No more than 12 months	-	-
More than 12 months	-	-
<b>Total other payables</b>	<b>-</b>	<b>-</b>

**COMMUNICATIONS, ELECTRICAL, ELECTRONIC, ENERGY, INFORMATION, POSTAL,  
PLUMBING & ALLIED SERVICES UNION OF AUSTRALIA**

COMMUNICATIONS DIVISION NEW SOUTH WALES TELECOMMUNICATIONS AND SERVICES BRANCH

Page 21

	PERIOD	2022
	\$	\$
<b>NOTE 7C      DEFERRED REVENUE</b>		
Prepayments	15,025	6,040
<b>Total Deferred Revenue</b>	<b>15,025</b>	<b>6,040</b>

**NOTE 8      PROVISIONS**

**NOTE 8A:      EMPLOYEE PROVISIONS**

**Office holders:**

Annual leave	27,548	31,663
Long service leave	10,550	9,008
Separations and redundancies	-	-
Other	-	-
<b>Subtotal employee provisions—office holders</b>	<b>38,098</b>	<b>40,671</b>

**Employees other than office holders:**

Annual leave	-	-
Long service leave	-	-
Separations and redundancies	-	-
Other	-	-
<b>Subtotal employee provisions—employees other than office holders</b>	<b>-</b>	<b>-</b>
<b>Total employee provisions</b>	<b>38,098</b>	<b>40,671</b>

Current	38,098	40,671
Non-current	-	-
<b>Total employee provisions</b>	<b>38,098</b>	<b>40,671</b>

**NOTE 9      NON CURRENT LIABILITIES**

Nil

**NOTE 10      EQUITY**

**NOTE 10A:      GENERAL FUNDS**

<b>Balance as at start of year</b>	227,034	237,114
Transferred to general fund		
Transferred out of general fund	(20,385)	(10,080)
<b>Balance as at end of period</b>	<b>206,649</b>	<b>227,034</b>
<b>Total general funds</b>	<b>206,649</b>	<b>227,034</b>

**COMMUNICATIONS, ELECTRICAL, ELECTRONIC, ENERGY, INFORMATION, POSTAL,  
PLUMBING & ALLIED SERVICES UNION OF AUSTRALIA**

COMMUNICATIONS DIVISION NEW SOUTH WALES TELECOMMUNICATIONS AND SERVICES BRANCH

Page 22

	PERIOD	2022
	\$	\$
<b>NOTE 10B: OTHER FUNDS*</b>		
<b>Compulsory levy/voluntary contribution fund</b>		
Nil		
<b>Balance as at start of year</b>	-	-
Transferred to fund, account or controlled entity	-	-
Transferred out of fund, account or controlled entity	-	-
<b>Balance as at end of period</b>	-	-
<b>Total compulsory levy/voluntary contribution fund</b>	-	-
<b>Other fund(s) required by rules</b>		
Nil		
<b>Balance as at start of year</b>	-	-
Transferred to reserve	-	-
Transferred out of reserve	-	-
<b>Balance as at end of period</b>	-	-

**NOTE 11 CASH FLOW**

**NOTE 11A: CASH FLOW RECONCILIATION**

**Reconciliation of cash and cash equivalents as per balance sheet to cash flow statement:**

**Cash and cash equivalents as per:**

Cash flow statement	261,572	283,926
Balance sheet	261,572	283,926
<b><i>Difference</i></b>	-	-

**Reconciliation of profit/(deficit) to net cash from operating activities:**

Profit/(deficit) for the period	(20,385)	(10,080)
<b>Adjustments for non-cash items</b>		
Depreciation/amortisation	444	304
Net write-down of non-financial assets	-	-
Fair value movements in investment property	-	-
Gain on disposal of assets	-	-

**COMMUNICATIONS, ELECTRICAL, ELECTRONIC, ENERGY, INFORMATION, POSTAL,  
PLUMBING & ALLIED SERVICES UNION OF AUSTRALIA**

COMMUNICATIONS DIVISION NEW SOUTH WALES TELECOMMUNICATIONS AND SERVICES BRANCH

Page 23

	PERIOD	2022
	\$	\$
<b>Changes in assets/liabilities</b>		
(Increase)/decrease in net receivables	15,832	1,630
(Increase)/decrease in prepayments	-	-
Increase/(decrease) in supplier payables	10,086	2,653
Increase/(decrease) in other payables	(3,078)	(2,078)
Increase/(decrease) in employee provisions	(2,574)	13,238
Increase/(decrease) in other provisions	0	0
Increase/(decrease) in Accrued expense	0	0
Increase/(decrease) in Sundry Creditors	8,985	(329)
Increase/(decrease) in Unbilled Revenues	0	0
<b>Net cash from (used by) operating activities</b>	<b>(22,354)</b>	<b>5,338</b>

**NOTE 11B: CASH FLOW INFORMATION\***

Cash inflows		
nil	-	-
<b>Total cash inflows</b>	-	-
Cash outflows		
National Council	-	1,772
Divisional Conference	22,157	43,541
<b>Total cash outflows</b>	<b>22,157</b>	<b>45,313</b>

**NOTE 12 CONTINGENT LIABILITIES, ASSETS AND COMMITMENTS**

nil

**NOTE 13 RELATED PARTY DISCLOSURES**

**NOTE 13B: KEY MANAGEMENT PERSONNEL REMUNERATION FOR THE REPORTING PERIOD**

**Short-term employee benefits**

Salary (including annual leave taken)	65,374	109,518
Annual leave accrued	5,994	10,531
Performance bonus	-	-
<b>Total short-term employee benefits</b>	<b>71,368</b>	<b>120,049</b>

**Post-employment benefits:**

Superannuation	7,845	13,142
<b>Total post-employment benefits</b>	<b>7,845</b>	<b>13,142</b>

**Other long-term benefits:**

Long-service leave	1,541	2,708
<b>Total other long-term benefits</b>	<b>1,541</b>	<b>2,708</b>
<b>Termination benefits</b>	-	-
<b>Total</b>	<b>80,775</b>	<b>135,899</b>

	PERIOD	2022
	\$	\$

**NOTE 14 REMUNERATION OF AUDITORS**

**Value of the services provided**

Financial statement audit services	11,950	13,625
Other services	2,000	-
<b>Total remuneration of auditors</b>	<b>13,950</b>	<b>13,625</b>

**NOTE 15 FINANCIAL INSTRUMENTS**

**NOTE 15A: CATEGORIES OF FINANCIAL INSTRUMENTS**

**Financial assets**

Fair value through profit or loss:

Cash and cash equivalents	261,572	283,926
Trade Receivables	34,780	18,949
<b>Total</b>	<b>296,352</b>	<b>302,875</b>

At amortised cost:

[list categories]

<b>Total</b>	-	-
--------------	---	---

Fair value through other comprehensive income

[list categories]

<b>Total</b>	-	-
--------------	---	---

**Carrying amount of financial assets**

	<b>296,352</b>	<b>302,875</b>
--	----------------	----------------

**Financial liabilities**

Fair value through profit or loss:

Trade Payables	34,423	24,338
Other Payables	2,330	5,408
<b>Total</b>	<b>36,753</b>	<b>29,746</b>

Other financial liabilities:

[list categories]

<b>Total</b>	-	-
--------------	---	---

**Carrying amount of financial liabilities**

	<b>36,753</b>	<b>29,746</b>
--	---------------	---------------



	PERIOD	2022
	\$	\$
<b>NOTE 15B: NET INCOME AND EXPENSE FROM FINANCIAL ASSETS</b>		
<b>Financial assets at fair value through profit or loss</b>		
Held for trading:		
Change in fair value	-	-
Interest revenue	-	-
Dividend revenue	-	-
Exchange gains/(loss)	-	-
<b>Total held for trading</b>	-	-
Interest revenue	-	-
Dividend revenue	-	-
Exchange gains/(loss)	-	-
<b>Total designated as fair value through profit or loss</b>	-	-
<b>Net gain/(loss) on financial assets at fair value through profit or loss</b>	-	-
<b>Sub-total net income/(expense) from financial assets</b>	-	-
<b>Financial assets at fair value through other comprehensive income</b>		
Interest revenue	-	-
Exchange gains/(loss)	-	-
Impairment	-	-
Gain/(loss) on disposal	-	-
<b>Total financial assets at fair value through other comprehensive income</b>	-	-
<b>Net income/(expense) from financial assets</b>	-	-
<b>NOTE 15C: NET INCOME AND EXPENSE FROM FINANCIAL LIABILITIES</b>		
<b>At amortised cost</b>		
Interest expense	-	-
Exchange gains/(loss)	-	-
Gain/loss on disposal	-	-
<b>Net gain/(loss) financial liabilities - at amortised cost</b>	-	-
<b>Fair value through profit or loss</b>		
<b>Held for trading:</b>		
Change in fair value	-	-
Interest expense	-	-
Exchange gains/(loss)	-	-
<b>Total held for trading</b>	-	-
<b>Designated as fair value through profit or loss:</b>		
Change in fair value	-	-
Interest expense	-	-
<b>Total designated as fair value through profit or loss</b>	-	-
<b>Net gain/(loss) at fair value through profit or loss</b>	-	-
<b>Net gain/(loss) from financial liabilities</b>	-	-

**NOTE 15D: CREDIT RISK**

The Branch has no exposure to credit risk.

**NOTE 15E: LIQUIDITY RISK**

The Branch has no exposure to liquidity risk for non-derivative financial liabilities

**NOTE 15F: MARKET RISK**

The Branch has no exposure to market risks

**NOTE 16 FAIR VALUE MEASUREMENT**

**NOTE 16A: FINANCIAL ASSETS AND LIABILITIES**

Management of the Branch assessed that [*cash, trade receivables, trade payables, and other current liabilities*] approximate their carrying amounts largely due to the short-term maturities of these instruments.

The fair value of financial assets and liabilities is included at the amount which the instrument could be exchanged in a current transaction between willing parties. The following methods and assumptions were used to estimate the fair values:

- Fair values of the Branch interest-bearing borrowings and loans are determined by using a discounted cash flow method. The discount rate used reflects the issuer's borrowing rate as at the end of the reporting period. The own performance risk as at 24 October 22 was assessed to be insignificant.
- Fair value of equity securities are derived from quoted market prices in active markets.
- Long-term fixed-rate and variable-rate receivables/borrowings are evaluated by the Branch based on parameters such as interest rates and individual credit worthiness of the customer. Based on this evaluation, allowances are taken into account for the expected losses of these receivables. As at 24 October 2022 the carrying amounts of such receivables, net of allowances, were not materially different from their calculated fair values.

The following table contains the carrying amounts and related fair values for the Branch financial assets and liabilities:

	Carrying amount PERIOD \$	Fair value PERIOD \$	Carrying amount 2022 \$	Fair value 2022 \$
<b>Financial assets</b>				
Cash and Cash Equivalents	261,572	261,572	283,926	283,926
Trade Receivables	34,780	34,780	18,949	18,949
<b>Total</b>	<b>296,352</b>	<b>296,352</b>	<b>302,875</b>	<b>302,875</b>
<b>Financial liabilities</b>				
Trade Payables	34,423	34,423	24,338	24,338
Other Payables	2,330	2,330	5,408	5,408
<b>Total</b>	<b>36,753</b>	<b>36,753</b>	<b>29,746</b>	<b>29,746</b>

**NOTE 16B: FINANCIAL AND NON-FINANCIAL ASSETS AND LIABILITIES FAIR VALUE HIERARCHY**

The following tables provide an analysis of financial and non-financial assets and liabilities that are measured at fair value, by fair value hierarchy.

**Fair value hierarchy – 24 October 2022**

Date of valuation	Level 1	Level 2	Level 3
Assets measured at fair value	\$	\$	\$
Cash and Cash Equivalents	261,572	-	-
Trade Receivables	34,780		
<b>Total</b>	<b>296,352</b>	-	-
<b>Liabilities measured at fair value</b>			
Trade Payables	34,423	-	-
Other Payables	2,330		
<b>Total</b>	<b>36,753</b>	-	-

**Fair value hierarchy – 31 March 2022**

Date of valuation	Level 1	Level 2	Level 3
Assets measured at fair value	\$	\$	\$
Cash and Cash Equivalents	283,926	-	
Trade Receivables	18,949		
<b>Total</b>	<b>302,875</b>	-	-
<b>Liabilities measured at fair value</b>			
Trade Payables	24,338	-	-
Other Payables	5,408		
<b>Total</b>	<b>29,746</b>	-	-

**NOTE 17 ADMINISTRATION OF FINANCIAL AFFAIRS BY A THIRD PARTY**

Nil

**NOTE 18 SECTION 272 FAIR WORK (REGISTERED ORGANISATIONS) ACT 2009**

In accordance with the requirements of the *Fair Work (Registered Organisations) Act 2009*, the attention of members is drawn to the provisions of subsections (1) to (3) of section 272, which reads as follows:

Information to be provided to members or Commissioner:


- 1) A member of a reporting unit, or the Commissioner, may apply to the reporting unit for specified prescribed information in relation to the reporting unit to be made available to the person making the application.
- 2) The application must be in writing and must specify the period within which, and the manner in which, the information is to be made available. The period must not be less than 14 days after the application is given to the reporting unit.
- 3) A reporting unit must comply with an application made under subsection (1).

## OFFICER DECLARATION STATEMENT

I, Daniel Lee Dwyer, being the Branch Assistant Secretary of the Communications, Electrical, Electronic, Energy, Information, Postal, Plumbing & Allied Services Union of Australia, Communications Division, Telecommunications and Services Branch, declare that the following activities did not occur during the reporting period ending 24 October 2022.

The Branch did not:

- agree to receive financial support from another reporting unit to continue as a going concern (refers to agreement regarding financial support not dollar amount)
- agree to provide financial support to another reporting unit to ensure they continue as a going concern (refers to agreement regarding financial support not dollar amount)
- acquire an asset or liability due to an amalgamation under Part 2 of Chapter 3 of the RO Act, a restructure of the branches of an organisation, a determination or revocation by the General Manager, Fair Work Commission
- receive capitation fees or any other revenue amount from another reporting unit
- receive revenue via compulsory levies
- receive donations or grants
- receive revenue from undertaking recovery of wages activity
- pay compulsory levies
- pay a grant that was \$1,000 or less
- pay a grant that exceeded \$1,000
- pay a donation that was \$1,000 or less
- pay a donation that exceeded \$1,000
- pay separation and redundancy to holders of office
- pay leave and other entitlements to employees (other than holders of office)
- pay separation and redundancy to employees (other than holders of office)
- pay to a person fees or allowances to attend conferences or meetings as a representative of the reporting unit
- pay legal costs relating to litigation
- pay legal costs relating to other legal matters
- pay a penalty imposed under the RO Act or the *Fair Work Act 2009*
- have a receivable with other reporting unit(s)
- have a payable to an employer for that employer making payroll deductions of membership subscriptions
- have a payable in respect of legal costs relating to litigation
- have a payable in respect of legal costs relating to other legal matters
- have a separation and redundancy provision in respect of holders of office
- have other employee provisions in respect of holders of office
- have an annual leave provision in respect of employees (other than holders of office)
- have a long service leave provision in respect of employees (other than holders of office)
- have a separation and redundancy provision in respect of employees (other than holders of office)
- have other employee provisions in respect of employees (other than holders of office)
- have a fund or account for compulsory levies, voluntary contributions or required by the rules of the organisation or branch
- transfer to or withdraw from a fund (other than the general fund), account, asset or controlled entity
- have a balance within the general fund
- receive cash flows from another reporting unit and/or controlled entity
- have another entity administer the financial affairs of the reporting unit
- make a payment to a former related party of the reporting unit



**Dan Dwyer  
T&S BRANCH ASSISTANT SECRETARY**


22 March 2023

**REPORT REQUIRED UNDER SUBSECTION 255(2A)  
FOR THE PERIOD ENDED 24 OCT 2022**

The Committee of Management presents the expenditure report as required under subsection 255(2A) on the reporting unit for the period ended 24 October 2022.

Descriptive form

<b>Categories of expenditures</b>	<b>PERIOD (\$)</b>	<b>2022 (\$)</b>
Remuneration and other employment-related costs and expenses	79,702	150,588
Advertising	–	–
Operating costs	69,569	93,477
Donations to political parties	–	–
Legal costs	–	–



**Dan Dwyer**  
**T&S BRANCH ASSISTANT SECRETARY**

22 March 2023